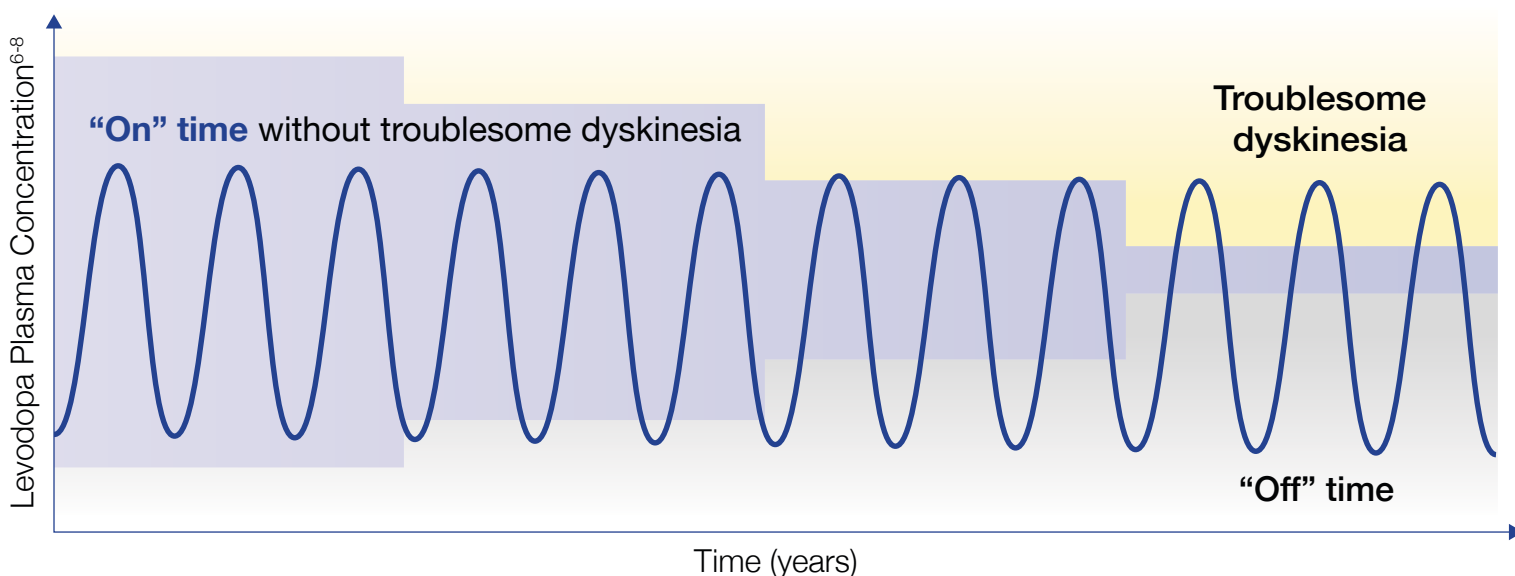


Give your patients the benefits of TRU(ER) extended release

Extended-release CD/LD formulations offer long-lasting levodopa therapy¹⁻³



The short half-life (1.5 hours) of immediate-release CD/LD can require frequent dosing at regular intervals to be effective, with doses per day increasing over time.^{4,5}



A median of ~40% of patients on levodopa therapy develop motor fluctuations within 4–6 years of starting treatment, and a median of ~70% of patients experience them after 9 years⁹

The exact mechanisms that produce motor complications are unclear, but studies suggest levodopa's short half-life is a key factor.^{5,10} Long-acting and extended-release levodopa treatments are intended to minimize motor fluctuations.⁵



RYTARY[®] (carbidopa and levodopa) extended-release capsules have a long-lasting oral formulation, containing multi-bead technology that provides immediate- and extended-release of levodopa²

CD/LD=carbidopa/levodopa.

INDICATION

RYTARY is a combination of carbidopa and levodopa indicated for the treatment of Parkinson's disease, post-encephalitic parkinsonism, and parkinsonism that may follow carbon monoxide intoxication or manganese intoxication.

IMPORTANT SAFETY INFORMATION CONTRAINDICATIONS

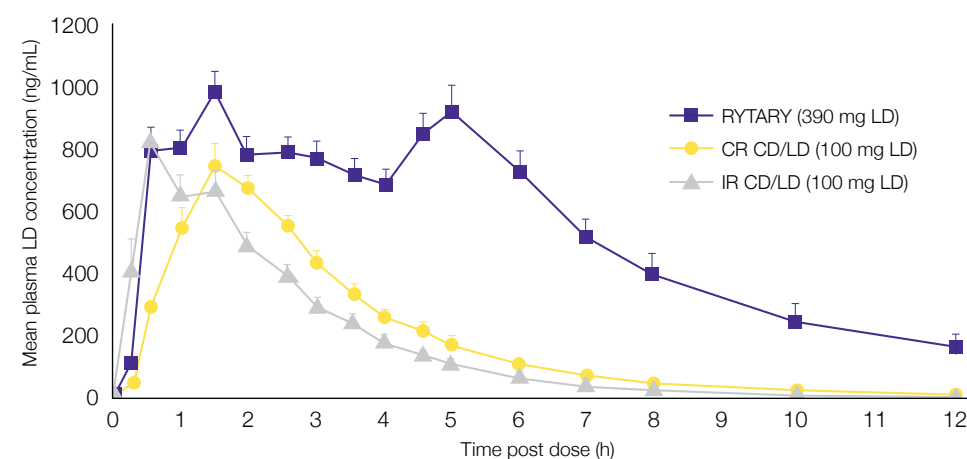
RYTARY is contraindicated in patients who are currently taking or have recently (within 2 weeks) taken a nonselective monoamine oxidase (MAO) inhibitor (e.g., phenelzine, tranylcypromine). Hypertension can occur if these drugs are used concurrently.

RYTARY[®]
(carbidopa and levodopa)
EXTENDED-RELEASE CAPSULES
23.75 mg/95 mg • 36.25 mg/145 mg
48.75 mg/195 mg • 61.25 mg/245 mg

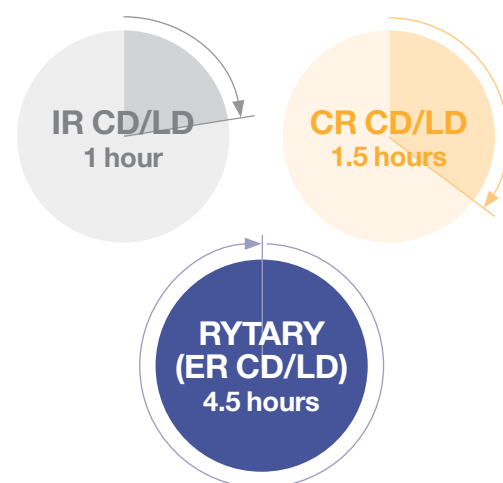
ER CD/LD sustains levodopa levels longer than other CD/LD treatments¹

RYTARY (ER CD/LD) provides an initial increase in levodopa concentration comparable to that of IR CD/LD. Levodopa is also sustained longer than in both IR and CR CD/LD treatments.* Longer lasting formulations may require fewer doses per day²

Mean plasma concentration-time profiles of levodopa following a single dose of RYTARY versus IR CD/LD and CR CD/LD^{1†}



Median time to peak plasma concentration¹



Compared with optimized IR CD/LD in the pivotal ADVANCE-PD trial in patients with PD and motor fluctuations, RYTARY demonstrated^{11‡}:

- **2X reduction in “Off” time during waking hours**
- **2X increase in “On” time without troublesome dyskinesia**

RYTARY achieved these results with **fewer doses per day** (an average of 3.6 versus an average of 5 doses per day of IR CD/LD)¹¹

*Sustained concentration defined as the LD concentration above 50% C_{max}.¹

[†]LD plasma concentration-time profiles were collected after a single dose of RYTARY, IR CD/LD, CR CD/LD, and CD/LD/entacapone (data not shown) in healthy volunteers (n=22).¹

[‡]RYTARY achieved a 13.1% reduction in “Off” time during waking hours versus a 6.2% reduction with optimized IR CD/LD; P<0.0001. RYTARY achieved an increase of 1.9 hours of “On” time without troublesome dyskinesia versus an increase of 0.8 hours with optimized IR CD/LD; P=0.0002.¹¹

CD/LD=carbidopa/levodopa; C_{max}=maximum concentration; CR=controlled-release; ER=extended-release; IR=immediate-release.

IMPORTANT SAFETY INFORMATION (cont'd) WARNINGS AND PRECAUTIONS

Falling Asleep During Activities of Daily Living and Somnolence: Patients treated with levodopa (a component of RYTARY) have reported falling asleep while engaged in activities of daily living, including the operation of motor vehicles, which sometimes resulted in accidents. Although many of these patients reported somnolence while on levodopa, some perceived that they had no warning signs (sleep attack), such as excessive drowsiness. Some of these events have been reported more than 1 year after initiation of treatment.

Advise patients of the potential to develop drowsiness and specifically ask about factors that may increase the risk for somnolence with RYTARY, such as concomitant sedating medications or the presence of a sleep disorder. Consider discontinuing RYTARY in patients who report significant daytime sleepiness or episodes of falling asleep during activities that require active participation. If a decision is made to continue RYTARY, patients should be advised not to drive and to avoid other potentially dangerous activities that might result in harm if the patients become somnolent.

Withdrawal-Emergent Hyperpyrexia and Confusion: A symptom complex that resembles neuroleptic malignant syndrome (characterized by elevated temperature, muscular rigidity, altered consciousness, and autonomic instability), with no other obvious etiology, has been reported in association with rapid dose reduction of, withdrawal of, or changes in dopaminergic therapy. Avoid sudden discontinuation or rapid dose reduction in patients taking RYTARY.

Controlled-release CD/LD is not a TRUE extended-release formulation

Originally developed as Sinemet® CR (carbidopa/levodopa) sustained-release tablets, CR CD/LD is often referred to as “carbidopa/levodopa (ER)” in patient and provider portals^{12,13}

CR CD/LD was developed to provide sustained release through its biodegradable polymer matrix; however studies have shown it does not significantly reduce “Off” time in patients with moderate to severe motor fluctuations versus IR.^{5,13,14}

CR CD/LD:

- Has delayed effect of about an hour¹³
- Is less systemically bioavailable and provides less predictable symptom relief for patients versus IR, which may necessitate treatment discontinuation in later stages of the disease due to dose failures^{1,13,16}

MDS clinical practice guidelines recommend ER, but not CR, CD/LD as clinically effective for patients with Parkinson's disease and motor fluctuations¹⁵



Ensure your patients get the benefits of a TRU(ER) CD/LD treatment

CD/LD=carbidopa/levodopa; CR=controlled-release; ER=extended-release; IR=immediate-release; MDS=International Parkinson and Movement Disorder Society.

IMPORTANT SAFETY INFORMATION (cont'd) WARNINGS AND PRECAUTIONS (cont'd)

Cardiovascular Ischemic Events: Cardiovascular ischemic events have occurred in patients taking RYTARY. In patients with a history of myocardial infarction who have residual atrial, nodal, or ventricular arrhythmias, cardiac function should be monitored in an intensive cardiac care facility during the period of initial dosage adjustment.

Hallucinations/Psychosis: There is an increased risk for hallucinations and psychosis in patients taking RYTARY. Because of the risk of exacerbating psychosis, patients with a major psychotic disorder should not be treated with RYTARY. In addition, medications that antagonize the effects of dopamine used to treat psychosis may exacerbate the symptoms of Parkinson's disease and may decrease the effectiveness of RYTARY.

Impulse Control/Compulsive Behaviors: Case reports suggest that patients can experience intense urges to gamble, increased sexual urges, intense urges to spend money, binge eating, and/or other intense urges, and the inability to control these urges while taking one or more of the medications, including RYTARY, that increase central dopaminergic tone and that are generally used for the treatment of Parkinson's disease. Because patients may not recognize these behaviors as abnormal, specifically ask patients or their caregivers about the development of new or increased urges and consider a dose reduction or stopping the medication if a patient develops such urges while taking RYTARY.

Dyskinesia: RYTARY can cause dyskinesias that may require a dosage reduction of RYTARY or other medications used for the treatment of Parkinson's disease.

Peptic Ulcer Disease: Treatment with RYTARY may increase the possibility of upper gastrointestinal hemorrhage in patients with a history of peptic ulcer.

Glaucoma: Monitor intraocular pressure in patients with glaucoma after starting RYTARY.

Drug Interactions: Monitor patients taking selective MAO-B inhibitors and RYTARY. The combination may be associated with orthostatic hypotension. Dopamine D2 receptor antagonists (e.g., phenothiazines, butyrophenones, risperidone, metoclopramide), isoniazid, and iron salts or multivitamins containing iron salts may reduce the effectiveness of RYTARY.

The most common adverse reactions (incidence ≥ 5% and greater than placebo) in early Parkinson's disease are nausea, dizziness, headache, insomnia, abnormal dreams, dry mouth, dyskinesia, anxiety, constipation, vomiting, and orthostatic hypotension; and in advanced Parkinson's disease are nausea and headache. Reported adverse reactions identified during post approval use of RYTARY include suicide attempt and ideation.

RYTARY
(carbidopa and levodopa)
EXTENDED-RELEASE CAPSULES
23.75 mg/95 mg • 36.25 mg/145 mg
48.75 mg/195 mg • 61.25 mg/245 mg

Prescribing RYTARY with BlinkRx is as simple as ABC

Access

to affordable care



Eligible patients taking RYTARY **saved an average of \$90 a month** with BlinkRx

Bridge

program provides RYTARY for free for 30 days



82% of patients requiring a prior authorization were able to receive a **free 30-day bridge prescription** through BlinkRx

Communication

management between practices and patients



Facilitated communication allowed for a **22% increase in prior authorization approvals** compared to retail pharmacies



E-prescribe RYTARY to “BlinkRx U.S. Boise, Idaho”

You can also prescribe by phone (833-984-2820) or by fax (866-585-4631). Also available at retail pharmacies. For additional assistance, please contact your Amneal sales representative.

IMPORTANT SAFETY INFORMATION (cont'd)

WARNINGS AND PRECAUTIONS (cont'd)

OVERDOSAGE:

The acute symptoms of levodopa/dopa decarboxylase inhibitor overdosage can be expected to arise from dopaminergic overstimulation. Doses of a few grams may result in CNS disturbances, with an increasing likelihood of cardiovascular disturbance (e.g., hypotension, tachycardia) and more severe psychiatric problems at higher doses.

GENERAL DOSING AND ADMINISTRATION INFORMATION:

See Full Prescribing Information for instructions for starting levodopa-naïve patients on RYTARY and converting patients from immediate-release carbidopa and levodopa to RYTARY (Table 1).

Avoid sudden discontinuation or rapid dose reduction of RYTARY.

The dosages of other carbidopa and levodopa products are not interchangeable on a 1:1 basis with the dosages of RYTARY.

RYTARY should not be chewed, divided, or crushed and should be swallowed whole with or without food. For patients who have difficulty swallowing, the capsule can be opened and the entire contents can be sprinkled on a small amount of applesauce and consumed immediately.

To report SUSPECTED ADVERSE REACTIONS, contact Amneal Specialty, a division of Amneal Pharmaceuticals LLC at 1-877-835-5472 or the FDA at 1-800-FDA-1088 or www.fda.gov/medwatch.

Please see accompanying Full Prescribing Information.

References:

1. Hsu A, Yao H-M, Gupta S, Modi NB. Comparison of the pharmacokinetics of an oral extended-release capsule formulation of carbidopa-levodopa (IPX066) with immediate-release carbidopa-levodopa (Sinemet®), sustained-release carbidopa-levodopa (Sinemet® CR), and carbidopa-levodopa-entacapone (Stalevo®). *J Clin Pharmacol*. 2015;55(9):995-1003.
2. Mittur A, Gupta S, Modi NB. Pharmacokinetics of Rytary®, an extended-release capsule formulation of carbidopa-levodopa. *Clin Pharmacokinet*. 2017;56(9):999-1014.
3. Hauser RA, Ellenbogen AL, Metman LV, et al. Crossover comparison of IPX066 and a standard levodopa formulation in advanced Parkinson's disease. *Mov Disord*. 2011;26(12):2246-2252.
4. Hauser RA. Levodopa: past, present, and future. *Eur Neurol*. 2009;62(1):1-8.
5. Dhall R, Kreitzman DL. Advances in levodopa therapy for Parkinson disease: review of RYTARY (carbidopa and levodopa) clinical efficacy and safety. *Neurology*. 2016;86(14 Suppl 1):S13-S24.
6. Cenci MA. Presynaptic mechanisms of L-DOPA-induced dyskinesia: the findings, the debate, and the therapeutic implications. *Front Neurol*. 2014;5:242.
7. Olanow CW, Obeso JA, Stocchi F. Drug insight: continuous dopaminergic stimulation in the treatment of Parkinson's disease. *Nat Clin Pract Neurol*. 2006;2(7):382-392.
8. Goubault E, Nguyen HP, Bogard S, et al. Cardinal motor features of Parkinson's disease coexist with peak-dose choreic-type drug-induced dyskinesia. *J Parkinsons Dis*. 2018;8(2):323-331.
9. Ahlskog JE, Muenter MD. Frequency of levodopa-related dyskinesias and motor fluctuations as estimated from the cumulative literature. *Mov Disord*. 2001;16(3):448-458.
10. Thanvi BR, Lo TCN. Long term motor complications of levodopa: clinical features, mechanisms, and management strategies. *Postgrad Med J*. 2004;80(946):452-458.
11. Hauser RA, Hsu A, Kell S, et al; IPX066 ADVANCE-PD investigators. Extended-release carbidopa-levodopa (IPX066) compared with immediate-release carbidopa-levodopa in patients with Parkinson's disease and motor fluctuations: a phase 3 randomised, double-blind trial. *Lancet Neurol*. 2013;12(4):346-356.
12. Medicare.gov. Plan compare for carbidopa/levodopa. Accessed October 12, 2023. https://www.medicare.gov/plan-compare/#/manage-prescriptions?fips=36047&plan_type=&year=2024&lang=en.
13. SINEMET CR [package insert]. Whitehouse Station, NJ: Merck & Co., Inc.; 2018.
14. Koller WC, Hutton JT, Tolosa E, Capildeo R; Carbidopa/Levodopa Study Group. Immediate-release and controlled-release carbidopa/levodopa in PD: a 5-year randomized multicenter study. *Neurology*. 1999;53(5):1012-1019.
15. Fox SH, Katzenschlager R, Lim S-Y, et al. International Parkinson and Movement Disorder Society evidence-based medicine review: update on treatments for the motor symptoms of Parkinson's disease. *Mov Disord*. 2018;33(8):1248-1266.
16. Pringsheim T, Day GS, Smith DB, et al. Dopaminergic therapy for motor symptoms in early Parkinson disease practice guideline summary: a report of the AAN guideline subcommittee. *Neurology*. 2021;97(20):942-957.